

Scaled data based on original data using
LM-79-08 Approved Method: Electrical and Photometric Measurements of Solid-
State Lighting Products

Test Report Prepared for
Cooper Lighting Solutions
(formerly Eaton)

Brand: LUMARK

Report Number: P295407

Luminaire Tested: **TCRL26M(7040-7050)-VISOR**

Issue Date: 3/3/2020

Test Information

Test Method: LM-79-08
Report Number: P295407
TEST IS SCALED FROM IESNA LM-79-08 TEST DATA (G3-1902-140-14)
Test Lab: INNOVATION CENTER(G3)
Issue Date: 3/3/2020
Manufacturer: COOPER LIGHTING SOLUTIONS (FORMERLY EATON)
Product Line: LUMARK
Catalog Number: TCRL26M(7040-7050)-VISOR
Description: TRACER LARGE, VISOR NEMA 4x4
Light Source: (16) 4000K&5000K CCT, 70 CRI LEDS
Ballast/Driver: ELECTRONIC DRIVER

Summary

Lumens per Lamp: N/A
Luminaire Lumens: 2848.2 lumens
Efficiency: N/A
Efficacy: 113.5 lumens/watt
Luminous Opening: Circular (Dia: 0.25' x H: 0')
IES Classification: Type I - Short - Full Cutoff
BUG Rating: B3 - U0 - G0

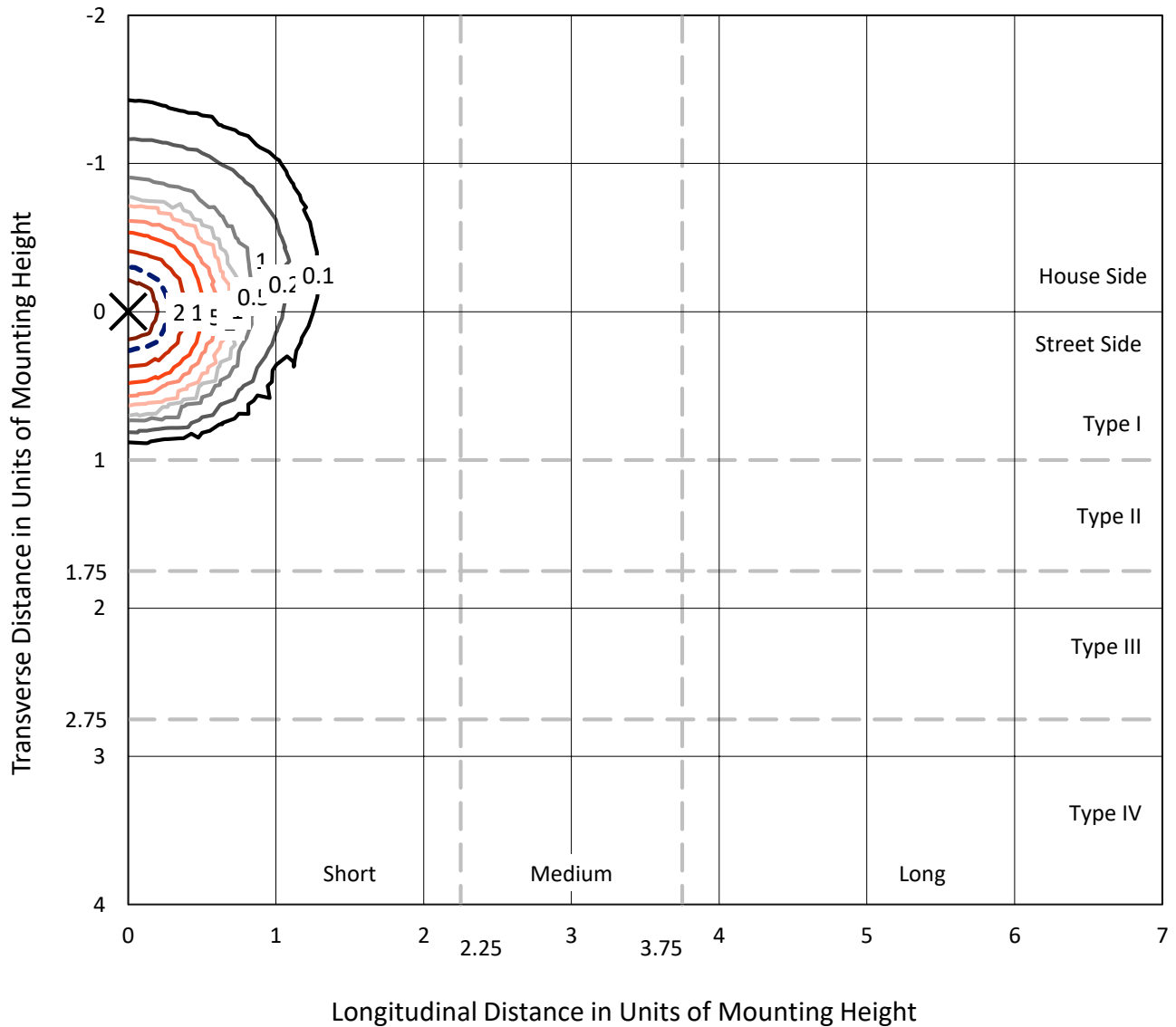
Input Watts (W): 25.1
Input Voltage (V): 120
Input Current (Ain): NR
Voltage Rise (V): NR
Power Factor: NR
Total Harmonic Distortion (THDi): NR
Frequency (hertz): 60
Stabilization Time: NR
Operation Time: NR
Ambient Temperature (°C): NR
Test Distance: 25 FT



REPORT NUMBER: P295407
 CATALOG NUMBER: TCRL26M(7040-7050)-VISOR

Iso-Footcandle Lines of Horizontal Illumination

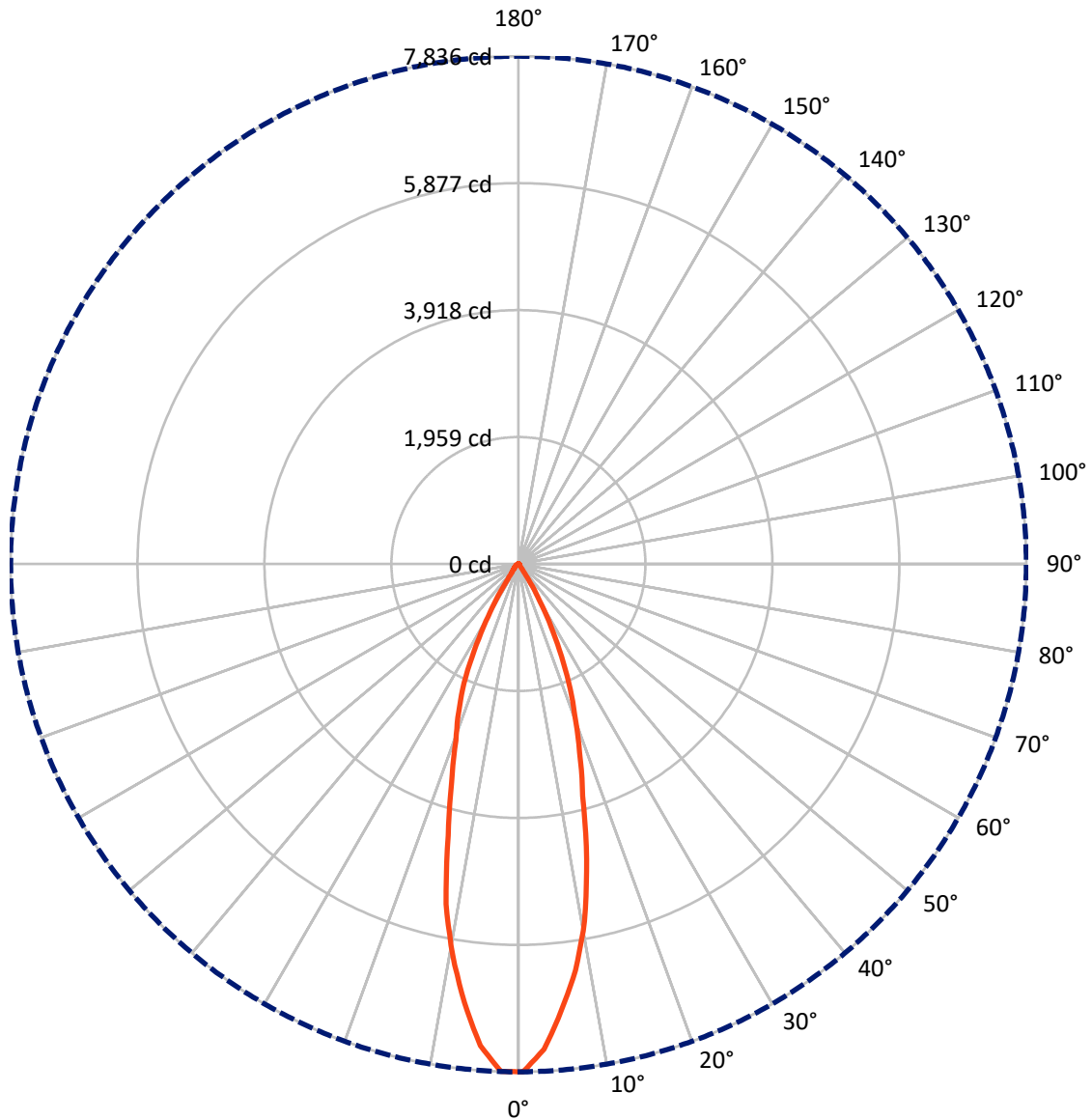
✕ Max cd
 - - - 1/2 Max cd



Based on 10 foot mounting height. Maximum calculated value = 78.4 fc
 Type I - Short - Full Cutoff

REPORT NUMBER: P295407
CATALOG NUMBER: TCRL26M(7040-7050)-VISOR

Luminous Intensity Polar Plot



— Vertical Plane Through 0-Deg Lateral - - - Horizontal Cone Through 0-Deg Vertical

REPORT NUMBER: P295407

CATALOG NUMBER: TCRL26M(7040-7050)-VISOR

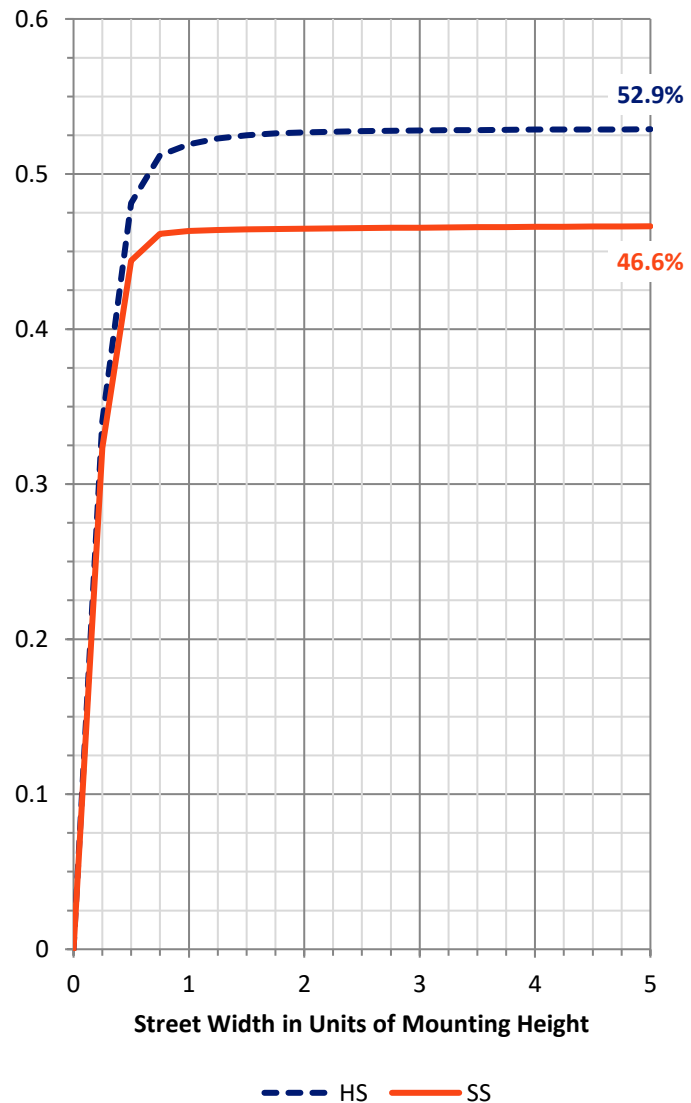
FLUX DISTRIBUTION:

		Downward	Upward	Total
House Side	Lumens	1528.1	0.0	1528.1
	% Fixture	53.7	0.0	53.7
Street Side	Lumens	1320.1	0.0	1320.1
	% Fixture	46.3	0.0	46.3
Total	Lumens	2848.2	0.0	2848.2
	% Fixture	100.0	0.0	100.0

Coefficient of Utilization

ZONAL LUMENS:

Zone	Lumens	% Fixture
0°-10°	643.0	22.6
10°-20°	1123.9	39.5
20°-30°	787.1	27.6
30°-40°	191.4	6.7
40°-50°	48.7	1.7
50°-60°	27.6	1.0
60°-70°	11.7	0.4
70°-80°	10.0	0.4
80°-90°	4.7	0.2
90°-100°	0.0	0.0
100°-110°	0.0	0.0
110°-120°	0.0	0.0
120°-130°	0.0	0.0
130°-140°	0.0	0.0
140°-150°	0.0	0.0
150°-160°	0.0	0.0
160°-170°	0.0	0.0
170°-180°	0.0	0.0
0°-90°	2848.2	100.0
0°-180°	2848.2	100.0



REPORT NUMBER: P295407

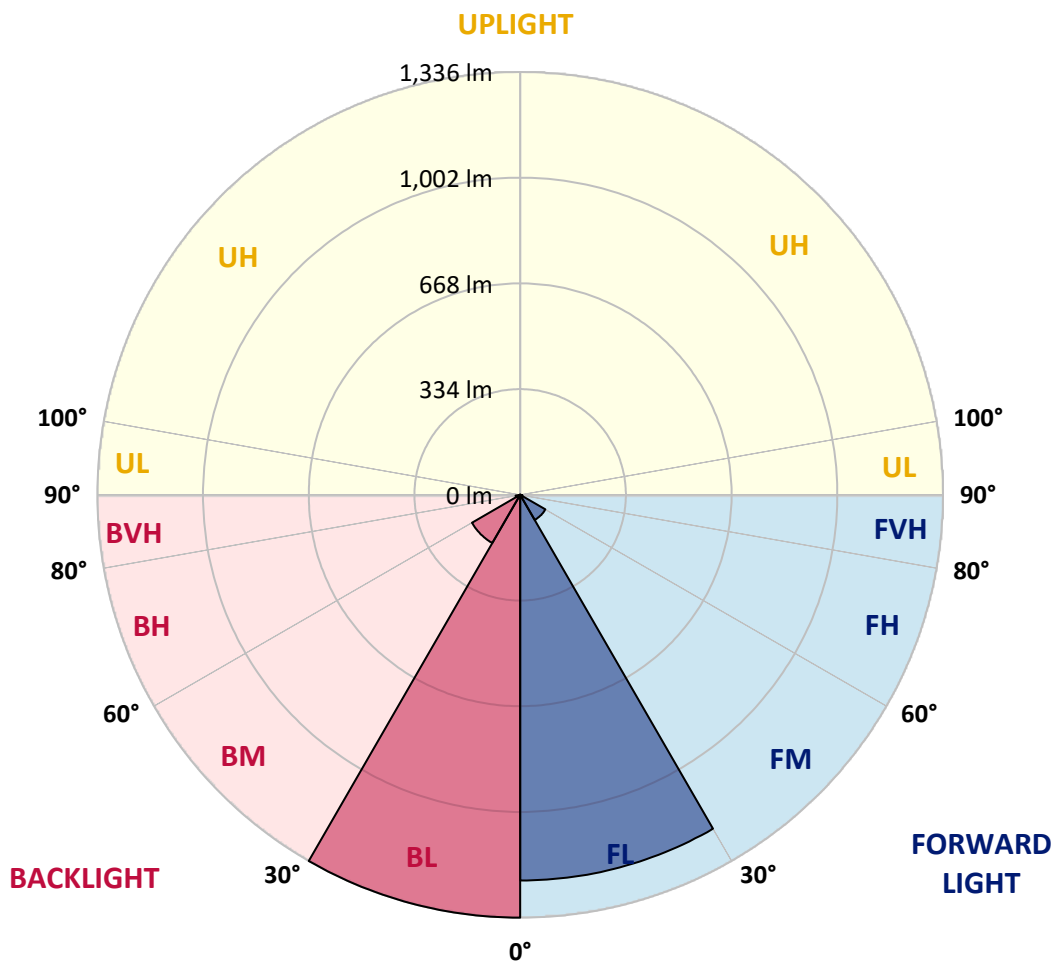
CATALOG NUMBER: TCRL26M(7040-7050)-VISOR

LUMINAIRE CLASSIFICATION SYSTEM LUMEN TABLE AND BUG RATING:

Zone	Lumens	% Fixture	Zone Rating/Lumen Limit		
			B	U	G
FL (0°-30°)	1218.3	42.8			
FM (30°-60°)	91.8	3.2			
FH (60°-80°)	7.4	0.3			G0/660
FVH (80°-90°)	2.6	0.1			G0/10
BL (0°-30°)	1335.7	46.9	B3/2500		
BM (30°-60°)	175.9	6.2	B0/220		
BH (60°-80°)	14.4	0.5	B0/110		G0/110
BVH (80°-90°)	2.1	0.1			G0/10
UL (90°-100°)	0.0	0.0		U0/0	
UH (100°-180°)	0.0	0.0		U0/0	

BUG Rating: B3-U0-G0

Type I Short





REPORT NUMBER: P295407

CATALOG NUMBER: TCRL26M(7040-7050)-VISOR

CANDELA DISTRIBUTION (FULL):

	0°	22.5°	45°	67.5°	90°	112.5°	135°	157.5°	180°
0°	7836.3	7836.3	7836.3	7836.3	7836.3	7836.3	7836.3	7836.3	7836.3
2.5°	7499.8	7581.0	7578.3	7579.2	7668.5	7623.0	7826.5	7760.5	7831.0
5°	6920.4	7097.2	7181.1	7097.2	7221.3	7244.5	7296.2	7383.7	7454.3
7.5°	6329.4	6439.2	6413.3	6471.4	6533.0	6594.6	6706.2	6721.3	6822.2
10°	5602.7	5673.3	5742.0	5622.4	5754.5	5831.3	5981.3	5998.2	6130.3
12.5°	4674.3	4775.2	4764.5	4802.9	4942.1	4961.8	5098.4	5215.3	5363.5
15°	3712.0	3849.4	3917.3	3918.2	4018.2	4110.1	4220.8	4261.9	4327.9
17.5°	3055.8	3100.4	3121.9	3186.1	3261.1	3339.7	3434.3	3460.2	3524.5
20°	2476.4	2502.3	2614.8	2625.5	2706.7	2741.6	2820.1	2870.1	2884.4
22.5°	1989.0	2016.7	2099.7	2193.4	2236.3	2305.0	2371.1	2388.0	2461.2
25°	1473.9	1497.1	1606.0	1710.5	1819.4	1880.1	1984.5	2025.6	2020.2
27.5°	999.0	968.6	1048.1	1208.7	1322.1	1381.0	1426.6	1454.2	1501.6
30°	588.3	574.9	651.7	741.9	873.1	915.0	949.9	999.0	1014.1
32.5°	288.4	308.0	337.5	424.9	496.4	542.8	575.8	624.9	641.0
35°	104.4	115.2	145.5	185.7	220.5	273.2	289.2	309.8	312.5
37.5°	42.9	53.6	87.5	107.1	130.3	150.0	168.7	173.2	183.9
40°	40.2	51.8	64.3	93.7	115.2	145.5	150.0	150.0	147.3
42.5°	6.2	21.4	36.6	59.8	83.0	89.3	110.7	108.9	110.7
45°	12.5	13.4	30.4	44.6	68.7	83.9	94.6	94.6	94.6
47.5°	8.9	6.2	17.0	21.4	42.9	70.5	83.9	76.8	79.5
50°	15.2	10.7	27.7	34.8	49.1	73.2	73.2	72.3	67.8
52.5°	0.0	12.5	10.7	23.2	34.8	53.6	62.5	70.5	58.0
55°	12.5	1.8	10.7	8.0	29.5	38.4	55.3	44.6	51.8
57.5°	2.7	0.0	2.7	10.7	21.4	40.2	41.1	42.9	49.1
60°	2.7	8.0	2.7	13.4	21.4	38.4	44.6	42.9	42.9
62.5°	2.7	1.8	6.2	8.0	12.5	23.2	32.1	29.5	33.9
65°	0.0	0.0	1.8	0.0	2.7	8.9	18.7	13.4	24.1
67.5°	8.9	1.8	8.9	4.5	2.7	10.7	15.2	13.4	12.5
70°	0.0	8.9	0.0	8.9	2.7	4.5	12.5	8.0	15.2
72.5°	8.9	12.5	17.0	18.7	8.9	15.2	18.7	15.2	15.2
75°	6.2	10.7	10.7	17.0	12.5	8.9	13.4	10.7	15.2
77.5°	0.0	2.7	1.8	2.7	4.5	0.0	0.0	1.8	0.0
80°	12.5	12.5	18.7	15.2	10.7	10.7	12.5	10.7	12.5
82.5°	6.2	12.5	6.2	8.0	4.5	1.8	6.2	4.5	12.5
85°	0.0	0.0	1.8	0.0	0.0	0.0	0.0	2.7	6.2
87.5°	0.0	2.7	4.5	4.5	6.2	1.8	1.8	4.5	2.7
90°	0.0	0.0	0.0	0.0	0.0	0.0	0.0	0.0	0.0

(END OF REPORT)